

Looplets: A Language for Structured Coiteration

Willow Ahrens
MIT CSAIL
Cambridge, MA, USA
willow.ahrens@mit.edu

Daniel Donenfeld
MIT CSAIL
Cambridge, MA, USA
danielbd@mit.edu

Fredrik Kjolstad
Stanford University
Stanford, CA, USA
kjolstad@cs.stanford.edu

Saman Amarasinghe
MIT CSAIL
Cambridge, MA, USA
saman@csail.mit.edu

Abstract

Real world arrays often contain underlying structure, such as sparsity, runs of repeated values, or symmetry. Specializing for structure yields significant speedups. But automatically generating efficient code for structured data is challenging, especially when arrays with different structure interact. We show how to abstract over array structures so that the compiler can generate code to coiterate over any combination of them. Our technique enables new array formats (such as 1DVBL for irregular clustered sparsity), new iteration strategies (such as galloping intersections), and new operations over structured data (such as concatenation or convolution).

CCS Concepts: • **Software and its engineering** → **Source code generation**; *Domain specific languages*; • **Mathematics of computing** → *Mathematical software performance*.

Keywords: Coiteration, Array, Tensor, Compressed, Sparse

ACM Reference Format:

Willow Ahrens, Daniel Donenfeld, Fredrik Kjolstad, and Saman Amarasinghe. 2023. Looplets: A Language for Structured Coiteration. In *Proceedings of the 21st ACM/IEEE International Symposium on Code Generation and Optimization (CGO '23), February 25 – March 1, 2023, Montréal, QC, Canada*. ACM, New York, NY, USA, 14 pages. <https://doi.org/10.1145/3579990.3580020>

1 Introduction

Arrays (or tensors) are a powerful abstraction for representing collections of data. From scientific simulations to neural networks to image processing, array programming frameworks like NumPy, TensorFlow, and Halide help users productively process large amounts of data [2, 20, 45]. These complex frameworks are built on one of the simplest data structures in computer science: the dense array. A dense array stores every element contiguously in memory. Iterating through a dense array is as easy as incrementing a pointer in a loop.

Permission to make digital or hard copies of part or all of this work for personal or classroom use is granted without fee provided that copies are not made or distributed for profit or commercial advantage and that copies bear this notice and the full citation on the first page. Copyrights for third-party components of this work must be honored. For all other uses, contact the owner/author(s).

CGO '23, February 25 – March 1, 2023, Montréal, QC, Canada

© 2023 Copyright held by the owner/author(s).

ACM ISBN 979-8-4007-0101-6/23/02.

<https://doi.org/10.1145/3579990.3580020>

We can greatly improve on the efficiency of dense array processing by taking advantage of the underlying regular or irregular structure often present in real-world data. Data may be sparse (mostly zero), symmetric (mirrored along the diagonal), or contain repeated values. When data is sparse, we need only store the nonzeros. When data is symmetric, we need only store one half. When data contains runs of repeated values, we need only store one value from each run. With current memory sizes, many datasets are impossible to store without these optimizations. Storage improvements lead to performance improvements when we can use mathematical properties to avoid redundant work. For example, in a sparse sum, we need only add the nonzero values.

In these representations, iteration is more complicated than dense iteration. For example, to efficiently iterate over sparse arrays, we must skip over the zeros. Several sparse formats are used in practice for different situations, such as sorted lists, hash tables, or bytemaps, and special implementations must be developed for each. The iteration problem compounds when we need to combine sparse arrays that are stored in different formats. If we wish to multiply two sparse arrays pointwise, we must determine which nonzero locations are shared. The coiteration logic is a performance bottleneck, so we need custom implementations for the combinatorial space of potential input formats.

The influential TACO framework [29] compiles specialized code for all combinations of dense and sparse arrays. Users can also add custom sparse formats by implementing TACO's interface for iterators over nonzeros [12].

However, an iterator-over-nonzeros interface is not sufficient to express the full variety of underlying structures and iteration strategies encountered in real-world sparse arrays. Sparsity patterns may contain irregular clusters or blocks, or even regular shapes like banded or triangular matrices. When nonzeros are clustered, it is better to process the dense regions with simple dense code, rather than e.g. checking if each dense nonzero overlaps with nonzeros in other sparse arrays. TACO can model a dimension as entirely sparse (using the nonzero iterator interface) or entirely dense (using a random access interface), but cannot iterate over a single dimension as a combination of sparse and dense regions. TACO can artificially add dimensions to construct formats like BCSR (fixed-size blocks) or DIA (fixed number of diagonals), but these constructions cannot be composed unless both arrays share the same dimensional transform.

We must also move beyond mere irregular sparsity, to also express structure. Code that iterates over nonzeros does not sufficiently accelerate computations over symmetric arrays or arrays with repeated values, since these may not contain any zeros at all. Therefore, a myriad of new compilers or compiler passes have been developed in separate attempts to support different structural specializations, such as ragged arrays [18], symmetry [48], or run-length encoding [15]. These extensions represent significant implementation effort, but do not compose with one another.

In this paper, we show how to abstract over these iteration strategies using the concept of iterator protocols. An iterator **protocol** describes the interface that a structured array format must implement to be used in some particular implementation of an array operation. Protocols are abstract representations of structure within a sequence of values. The protocol declares which functions a format should implement, and how to interpret the data those functions produce. For example, the iterator-over-nonzeros protocol asks formats to implement iterators over coordinates and corresponding values, and declares that we should interpret the format as a vector which is zero except at the coordinates.

In short, dense array programming is comparatively easy to implement because it only needs to support one protocol: unstructured random access. The TACO compiler supports two protocols, random access and an iterator-over-nonzeros. Ragged arrays require a protocol for dense regions followed by zeros [18], and TACO’s run-length encoding extension supported a protocol for sequences of runs. The systems do not compose because each system hard-coded support for its respective protocol. As applications for array compilers become more diverse, we must support an ever-increasing number of protocols and the interactions between them. Hand-writing code for each situation is infeasible.

We introduce a language for iterator protocols. We express iterators over arrays using basic functional units called **Looplets** that expose underlying array structure in a customizable way. We then devise a compiler that can automatically generate efficient code for combinations of different input protocols and array expressions. We integrate the Looplets language into a new array compiler called **Finch**, which accelerates the design space exploration of sparse and structured loop nests. Finch can compile expressions over any combination of structured formats, protocols, mathematical simplifications, and index modifiers. Finch lowers expressions progressively, allowing us to express structural simplifications (like zero-annihilation from sparsity) through straightforward and extensible rewrite rules.

A composable protocol language makes it possible to express far more data representations than prior work [12] and, critically, to mix them freely in expressions. Protocols can be easily developed for new formats, such as the PackBITS format, which intersperses runs of repeated values with dense regions of unstructured data and is standardized as part of

the TIFF image format [1]. Different protocols can also be developed for the same format. For example, a list of nonzeros might be better traversed by skipping ahead with a binary search. If there are two lists, we might want one to lead and the other to follow, or perhaps allow each to skip ahead to nonzeros in the other, a “galloping” intersection strategy [6]. Galloping is used to implement worst-case-optimal joins in databases [43, 55]. Finally, protocols can be modified to implement more complex operations. We can express padding operations by nesting an existing protocol within another, or affine indexing by shifting an existing protocol. These protocol modifications enable operations like concatenation or convolution over structured formats.

We make the following contributions:

- We propose the use of access protocols to abstract over array iteration strategies and introduce the Looplets language to express access protocols.
- We describe a compiler for the Looplets language that combines multiple local protocols into one efficient loop nest that implements an array operation.
- We show how a surprising range of iteration strategies, formats and array operations can be expressed and composed using Looplets.

To evaluate our contributions, we benchmark Finch on a diverse set of operations; sparse matrix sparse vector multiply, triangle counting, sparse input convolution, alpha blending, and all-pairs image similarity. We compare to OpenCV and TACO, and our evaluation shows that Finch is competitive on the kernels that each supports, while using less code. Finch uses 7223 lines excluding comments, versus 34805 in TACO or 900998 in OpenCV. Different protocols perform better in different cases, emphasizing the need for flexibility in iteration strategies. In some cases, Finch obtains order-of-magnitude speedups over the state of the art.

2 Motivating Example

When there is only one input to an operation, such as map or reduce, it is possible to hand-write specialized implementations for each potential input data structure. However, when there are multiple inputs and multiple operations, we cannot easily hand-write for all the combinations. Even when both inputs are sparse, there is no universally efficient protocol. Here, we demonstrate how the iterator-over-nonzeros interface of systems like TACO [29] cannot express the appropriate coiteration over unstructured and clustered sparsity.

Consider the dot product kernel, which combines two vectors by summing their pairwise product. The dot product can be written as $C = \sum_i A_i B_i$. When both vectors are dense, we compute it with a single for-loop. When both vectors are sparse, we might consider using TACO’s two-finger merge template, which represents both vectors as iterators-over-nonzeros, and merges the nonzero coordinates to find shared

nonzeros. However, this is not a good fit when one or both of the vectors are clustered.

Perhaps the quintessential sparse format is the **sparse list** format (referred to as “compressed” by Kjolstad et. al. [29]), which is a good fit for unpredictable sparsity patterns. This format stores the locations of only nonzero values using a sorted list, which is a natural fit for an iterator-over-nonzeros interface. However, when nonzeros are clustered they benefit from more specialized formats. For instance, banded matrices are popular in scientific computing and contain dense regions of nonzeros centered around the diagonal. To represent such structures, we can introduce a **sparse band** format that stores a single, variably wide block of contiguous nonzeros. The left columns of Figures 1a–1c express coiteration between these sparsity structures in the compressed iterator-over-nonzeros model, and the result of inlining our interface definitions into a two-finger-merge dot-product template. The resulting code iterates over the nonzero values of both lists, stopping once either is exhausted.

The right columns of Figures 1a–1c express coiteration in the Looplets model. Pipeline, phase, stepper, spike, run and lookup are all Looplet types that will be explained in Section 3, but they describe the semi-structured sparsity of the data in Figure 1c. The increased expressiveness of the model lets us inform the compiler that there are large zero regions before and after the dense band. This lets us skip ahead in the sparse list to the start of the dense band region. Additionally, our protocol declares that the dense band can be randomly accessed. This allows us to skip the elements in the band that are zero in the list. These two optimizations can have asymptotic effects, which are visualized for our example vectors in Figure 1c.

3 Looplet Language

Looplets are abstract descriptions of regular or irregular patterns in a sequence of values, together with the code needed to iterate over the sequence. Looplets represent sequences using hierarchical descriptions of the values within each region or subregion. Regions are specified by their absolute starting and ending index, referred to together as an **extent**.

Looplets are lowered by a compiler. Values can be static (i.e., known at compile time), or dynamic (i.e., known only at runtime). Looplets represent the full sequence abstractly, even if all of the values are not stored explicitly. For example, a **run** looplet represents a sequence of many of the same value, usually stored once. A **lookup** looplet represents an arbitrary sequence as a function of the index. While this function is often an array access, it could also be a function call, like $f(i) = \sin(\pi i/7)$.

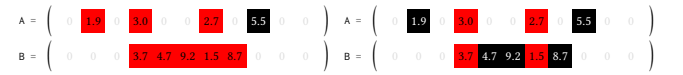
Looplets are defined with respect to the extent of the **target region** that we wish to represent (usually the range of an enclosing loop). The **spike** looplet represents a sequence of values that are all the same, followed by a single scalar

<pre>getnnz(A::SpList) = length(A.idx) getidx(A::SpList, p) = A.idx[p] getval(A::SpList, p) = A.val[p]</pre>	<pre>unfur1(A::SpList) = Pipeline(Phase(Stepper(Spike(...))), ← Phase(Run(0)))</pre>
<pre>getnnz(A::SpBand) = A.stop-A.start getidx(A::SpBand, p) = A.start+p-1 getval(A::SpBand, p) = A.val[p]</pre>	<pre>unfur1(A::SpBand) = Pipeline(Phase(Run(0)), ← Phase(Lookup(...), Phase(Run(0)))</pre>

(a) Comparing iteration interfaces. On left, an iterator-over-nonzeros implementation of a sorted coordinate list and our banded format. On right, equivalent Looplet declarations (simplified from Figures 3d and 3f) that expose more structure to the compiler.

<pre>function dot(A::SpList, B::SpBand) C = 0 pA = 1 PA = length(A.idx) #getnnz(A) pB = 1 PB = B.stop-B.start #getnnz(B) while pA <= PA && pB <= PB iA = A.idx[pA] #getidx(A, pA) iB = B.start+pB-1 #getidx(B, pB) i = min(iA, iB) if i == iA && i == iB vA = A.val[pA] #getval(A, pA) vB = B.val[pB] #getval(B, pB) C += vA * vB end pA += iA == i pB += iB == i end return C end</pre>	<pre>function dot(A::SpList, B::SpBand) C = 0 i = B.start phase_stop = min(B.stop, A.idx[end]) if phase_stop >= i pA = search(A.idx, i) iA = A.idx[pA] while i <= phase_stop if iA <= phase_stop i = iA vA = A.val[pA] vB = B.val[(i - B.start) + 1] C += vA * vB pA += 1 iA = A.idx[pA] else i = phase_stop end i += 1 end end</pre>
--	--

(b) The resulting dot-product code from iterator-over-nonzeros (left) and Looplets (right). On left, a (straightforward) Julia translation of TACO output, where we have replaced the TACO compressed level functions with that of our hypothetical banded matrix format. On right, simplified Finch output.



(c) An example execution of each algorithm. The nonzero locations processed by each dot product inner loop are shown in red, unprocessed nonzeros are shown in black. The iterator-over-nonzeros code (left) processes nonzeros from both lists till one is exhausted. The looplet code (right) skips to the start of the block, then randomly accesses it, thus improving asymptotic efficiency.

Figure 1. Coiteration comparison between an iterator-over-nonzeros approach (left) and our Looplets approach (right) to coiteration over a sparse list and sparse band format. The list format holds many scattered nonzeros, while the band format holds a single dense nonzero region. Elsewhere we describe our VBL format that holds multiple bands.

value at the end of the target region. Frequently, we will want to represent a subregion, or **truncation**, of a looplet. Many looplets are self similar. A run looplet, for example, can represent any subregion of itself. Other looplets are specific to the target region. For example, a truncation of a spike that excludes the last element produces a run.

Some looplets represent the composition of other looplets. The **switch** looplet represents a choice between different looplets under different conditions. The **pipeline** looplet represents a sequence of a few different looplets, one after the other. The **stepper** looplet represents a sequence of an unbounded number of identical looplets. These looplets describe not only their sublooplets, but also the conditions and extents in which sublooplet apply.

A looplet nest can introduce and manipulate its own runtime variables in the generated code. For example, the code to advance a stepper to the next looplet in a sequence might increment some counter variable. A switch looplet might use that variable in its condition. Looplets are executed in ascending index order, but some regions may be skipped. Therefore, variables introduced by a looplet are only guaranteed to be visible to child and descendant looplets, but not to looplets subsequently executed in the program.

Precise descriptions of all the looplets are given in Figure 2. Each looplet is described together with the functions that it must implement, which return either sublooplets or code that modifies the state. Because looplets are defined with respect to the region that contains them, they need only declare internal boundaries that affect child looplets.

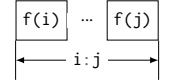
4 Formats

Array structures are diverse, and so are approaches for array storage. Prior approaches, such as TACO level formats [12] and the FiberTree abstraction [52], popularized hierarchical taxonomies for array structure. These abstractions decompose multidimensional arrays mode-by-mode into trees, where each mode is a level of the tree, and each node within a level is a slice. For example, the popular CSR matrix format stores an outer dense level of rows, where each inner level is a sparse list of nonzero columns.

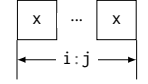
It is helpful to view an array A as a function mapping several indices to elements. If we were to curry our array function, then a partial application corresponds to a slice of the array. For example, if A were a 3-dimensional, then $A(i_1, i_2, i_3) = A(i_1)(i_2)(i_3)$ and $A(i_1) = A[i_1, :, :]$. In this paper, we define a **fiber** as an array function mapping a single index to a subfiber. Fibers can be thought of as abstract vectors of subfibers. The **level storage** is a datastructure responsible for storing all the fibers within a dimension, each distinguished by an integer **position**.

Looplets make it easy to efficiently support new level formats. The array tree abstraction decomposes multidimensional array formats into unidimensional ones. Looplets further decompose the remaining unidimensional structure. The format developer can use Looplets to describe the structure of a single fiber within a level. In Section 6, we show how the looplet nest is then automatically merged with other nests and lowered to efficient code. We refer to the process of constructing a looplet nest for a fiber as **unfurling**.

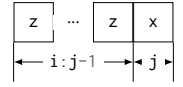
Lookup(body(idx)). An arbitrary sequence of scalars where the element at index idx can be computed as $body(idx)$.



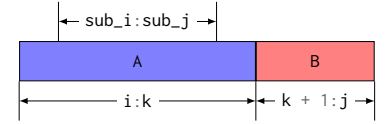
Run(body). A sequence of the same repeated scalar $body$.



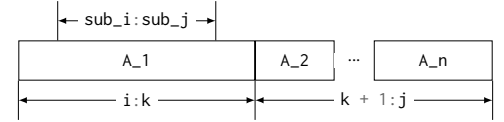
Spike(body, tail). A sequence of the same repeated scalar $body$, followed by some scalar $tail$ at the end.



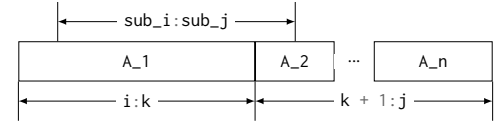
Pipeline(Phase(stride, body(ext)), ...). The concatenation of a few different child looplets in a sequence. Each phase declares its corresponding extent, ending at $stride$, and the child $body(ext)$ for some target subextent.



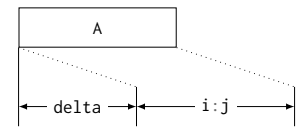
Stepper(seek(idx), stride, body(ext), next). The repeated application of the same child looplet $body(ext)$, each child ending at $stride$. Steppers are evaluated iteratively, so $next$ advances state to the next looplet and $seek(idx)$ initializes variables for a starting index idx .



Jumper(seek(idx), stride, body(ext), next). Like a stepper, but ext may be wider than $stride$, spanning multiple children, enabling accelerated iteration (e.g. galloping).



Shift(delta, body). A wrapper that shifts all declared extents of $body$ by $delta$. Shifting is necessary because extents are absolute, rather than relative.



Switch(Case(cond, body), ...). Represents the first child looplet $body$ for which $cond$ evaluates to true at runtime.

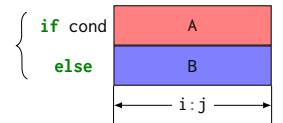


Figure 2. The looplets considered in this paper, described and displayed with a target extent of $i:j$.

By defining just a few level formats, we can express a wide variety of structured array storage formats and protocols. Figure 3 gives some examples of matrix structures and corresponding level formats and protocols that allow us to efficiently traverse them.

Our approach relaxes the constraints of prior work on array structure. Rather than force array datastructures to

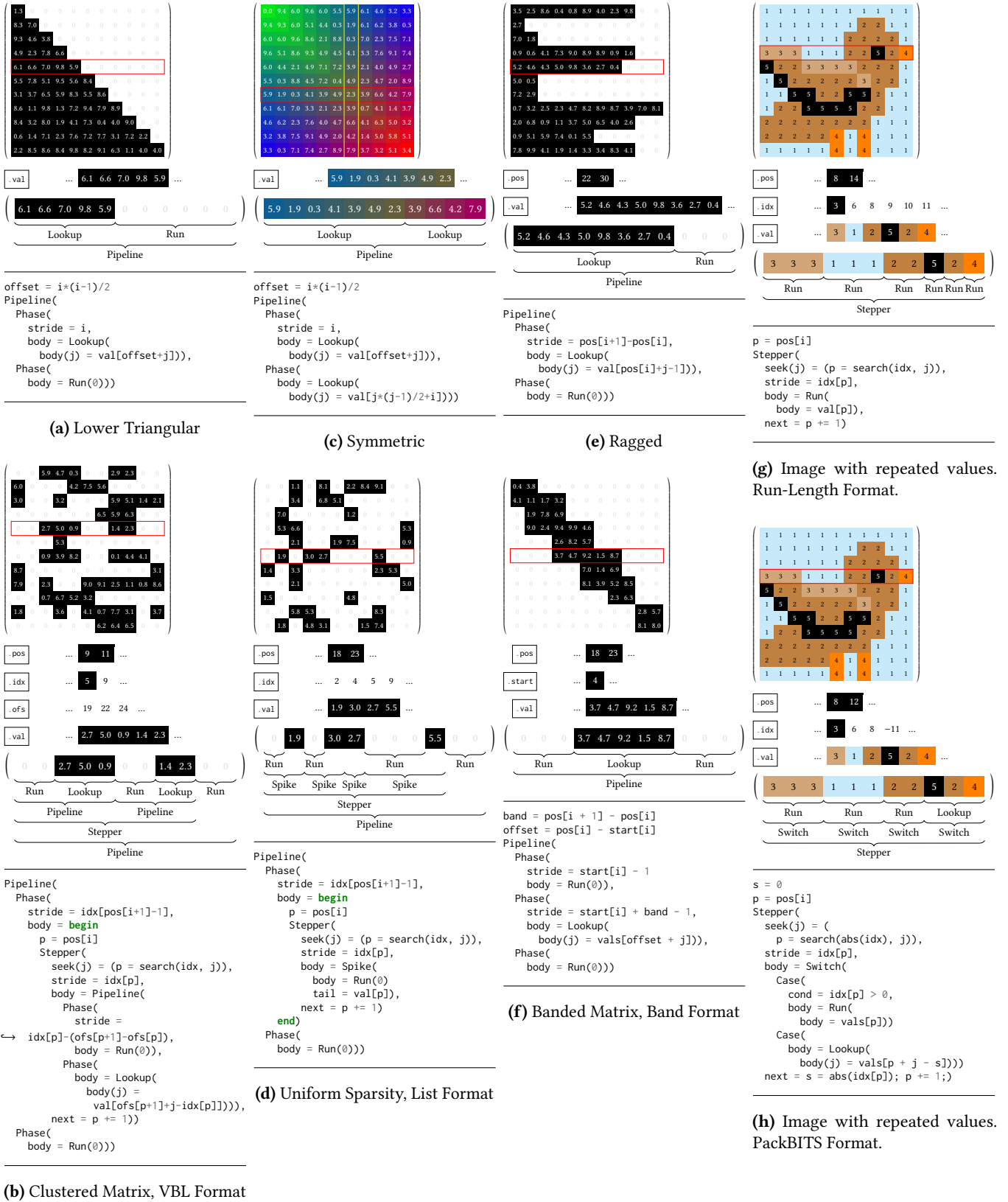


Figure 3. A variety of example structures, corresponding level formats, and protocols expressed as looplet nests. Matrices are row major, and outer levels are dense. The row under consideration is highlighted in red.

express a set of points that are nonzero, our format can express any structured function from an index or indices to a position or value. The hierarchical level format approach is enabled by the Looplets language, but not required. Other approaches might also be implemented with Looplets.

5 Extended Concrete Index Notation

Concrete index notation (CIN) is a high level language for array computations. CIN was first introduced as part of the TACO compiler [28]. It was later extended to include **multi** statements (to express multiple outputs) [30] and protocol declarations (to customize the access protocol independently from the array format) [3].

5.1 Concrete Index Notation Background

Our new grammar for CIN is shown in Figure 4. At the heart of CIN is the assignment statement, which represents an update to a single array element. We can either increment or overwrite the element by a pointwise expression composed of functions over other array access expressions. Arrays are accessed by index variables. The forall statement repeats the assignment statements for each value of an index variable. The where statement lets us compute an array in one statement, then use it in the other. The producer (right hand side) computes arrays for the consumer (left hand) side to use. This gives rise to the notion of array results. Each statement in concrete index notation returns one or more results. The result of an assignment is the array being modified, and the result of a forall is the result of its body. The result of a where statement is the result of its consumer. Result arrays are initialized as soon as they enter the scope, and are finalized when they leave scope. Thus, arrays are initialized in the outermost where statement which contains them on the right hand side, or at the start of the program. The multi statement allows us to compute multiple outputs at once, and it combines the results of its constituent statements.

5.2 Concrete Index Notation Extensions

We extend CIN with additional constructs to express looplets. We allow arrays to be accessed by any expression, not just indices. Critically, index expressions allow us to specify different **protocols** for accessing index variables. Instead of returning a fixed looplest nest, users can specify the kind of nest that should be used. For example, a user might choose between random-access, iterating over nonzeros, or galloping over some index variable. Index expressions also enable **index modifiers**, which affect the protocol of the index they modify. Users might declare that they should iterate over a slice of an array, or perhaps shift the index by some expression. If an index expression is opaque to the compiler, it represents a random access. The **sieve** statement guards another statement and only executes it when the condition is true. We support random access by introducing a loop over

```

expr := literal      call := expr + expr      assign := ACCESS = expr
       index         expr * expr          ACCESS += expr
       call          expr(expr...)        ACCESS *= expr
       access        access := value[expr...] ACCESS <<value>>= expr
       proto (expr) proto := expr::value  extent := expr : expr
       $(value)      forall := @V index stmt
                   @V index ∈ extent stmt

literal := 42        stmt := assign
          3.14       forall
          ...         _where
                    multi
index := i           sieve
          j           pass
          ...         (stmt)
                   $(value)   pass := @pass value...

```

Figure 4. Our extended concrete index notation grammar. Here, value is used for values (like arrays) in the scope surrounding the program, and \$(value) is an escape sequence. The token @finch is used to denote a CIN program execution within a larger piece of code.

all possible access locations and using a sieve to only execute the single iteration corresponding to the target location. During lowering, our code generator may need to introduce **pass** statements, which are no-ops that do nothing other than remember which array outputs they aren't writing to. Pass statements return their arrays unmodified.

6 Lowering

This section describes our looplest merging and lowering algorithm. Our compiler, Finch, lowers concrete index notation recursively, node by node, emitting code until a forall is reached. To lower a forall, Finch unfurls all arrays accessed at the outermost level by the forall index, transforming them into looplets. In our progressive lowering approach, each type of looplest has a corresponding compiler pass that is capable of evaluating it. Many lowerers produce subexpressions that are lowered recursively. We lower whichever looplets we can at each step. Unlowered looplets are truncated or ignored for later stages, as applicable.

6.1 Looplest Lowerers

Since looplets are defined with respect to a forall statement, its index, and its bounds, each looplest lowerer operates on a forall loop expression. The looplets themselves are treated as vectors being accessed in the body of the forall loop.

Lookups. The simplest way to evaluate a forall loop is to execute each iteration in turn, and evaluate the body of the loop after binding the index value. If all of the looplets in the body are lookups, dynamic values, or scalars with respect to the loop index, Finch emits a for-loop and lower the body after substituting a dynamic index value:

```

A = Lookup(body(j) = j^2)
B = Lookup(body(j) = data[j])
@finch(@V i ∈ 1:I (C[] += 2 * x * A[i] * B[i]))
||
for i_1 = 1:I
  @finch(C[] += 2 * x * $(i_1^2) * $(data[i_1]))
end

```

```

+(a..., +(b..., c...) => +(a..., b..., c...),
+(a..., 0, b...) => +(a..., b...),
a[i...] += 0 => @pass(a),
a - b => a + (- b),
- (- a) => a,
*(a..., *(b..., c...) => *(a..., b..., c...),
*(a..., 1, b...) => @i *(a..., b...),
*(a..., 0, b...) => 0,
*(*) (a..., - b, c...) => -(*(a..., $b, c...)),

@sieve true $a => a,
@sieve false $a => pass(getresults(a)...),
@loop $i @pass(a...) => pass(a...),
$a where @pass() => a,

or(a..., false, b...) => @i or(a..., b...),
or(a..., true, b...) => true,
@loop i ∈ start:stop A[j] <<min>>= b => if j != i A[j] <<min>> = b end
@loop i ∈ start:stop A[j] += b => if j != i A[j] += b*(stop-start) end
    
```

Figure 5. A selection of rewrite rules used in Finch to declare mathematical properties enabling sparse and structural optimizations. Users can add custom rules for the kinds of computations in their domain.

Runs and Rewriting. The run lowerer unwraps runs into their scalar values and simplifies the resulting program. For example, sparse computing relies on the fact that $x \cdot 0 = 0$. When one array is zero within a region, implementations can ignore arrays it multiplies.

Because Finch lowers separate looplet expressions for each subregion, simplifying optimizations can be expressed as rewrite rules. Using rewrite rules to express optimizations broadens the accessibility of our system. Users might express arbitrary rewrites for the interaction between custom value types and custom functions, such as semirings or beyond [14, 26, 40]. Figure 5 gives some examples of the kinds of rules we use. In addition to simple rules like zero-annihilation or constant propagation, some rules might operate on statements within the expression. For example, Finch recognizes that adding a constant c to the same output n times is equivalent to adding $c \cdot n$, saving $O(n)$ work. Removing loops over constants is useful for optimizing operations over run-length-encoded data. Users can even write their own simplifying compiler passes over intermediate expressions.

```

A = Run(body = x)
B = Run(body = 0)
@finch(@V i ∈ start:stop (C[] += A[i] * B[i]))
||
@finch(@V i ∈ start:stop (C[] += 0 * $x))
||
@finch(@V i ∈ start:stop @pass C)
||
@finch(@pass C)
    
```

Spikes. Given an expression with spikes, Finch constructs two subexpressions, one for the spike bodies (runs of variable length) and one for the tails (of length one). Finch truncates other looplets to match each case. When a loop has length one, Finch skips the loop and just evaluates the body once.

Recall that spike looplets depend on the target region. Thus, when spikes are truncated by other looplet passes, they produce a cases statement depending on whether the new target range includes the final tail element. If that last

element is included, the subrange still represents a spike. Otherwise, it is simplified to a run:

```

A = Spike(body = 0, tail(j) = Adata[j])
B = Spike(body = 0, tail(j) = Bdata[j])
@finch(@V i ∈ start:stop (C[] += A[i] * B[i]))
||
@finch(@V i ∈ start:(stop - 1) (C[] += 0 * 0)) #body region
@finch((C[] += $(Adata[stop]) * $(Bdata[stop]))) #tail region
||
@finch((C[] += $(Adata[stop]) * $(Bdata[stop])))
    
```

Switches. The switch lowerer produces a separate expression for each combination of cases from the switch looplets in an expression. Each combination is lowered separately and emitted in an if-else-block:

```

A = Switch(
  Case(cond = :(x > 1), body = 1),
  Case(cond = :(true), body = 2),
)
B = Switch(
  Case(cond = :(y > 1), body = 3),
  Case(cond = :(true), body = 4),
)
@finch(@V i ∈ 1:I (C[] += A[i] * B[i]))
||
if x > 1 && y > 1
  @finch(@V i ∈ 1:I (C[] += 1 * 3))
elseif x > 1
  @finch(@V i ∈ 1:I (C[] += 1 * 4))
elseif y > 1
  @finch(@V i ∈ 1:I (C[] += 2 * 3))
else
  @finch(@V i ∈ 1:I (C[] += 2 * 4))
end
    
```

Pipelines. The pipeline lowerer produces a separate expression for each combination of phases from the pipeline looplets in an expression. The ranges of all the phases in each combination are intersected, and other looplets are truncated to match. Note that many of these combinations will have an empty intersection. Consider the graph where phase combinations are nodes and edges represent transitions from one phase to the next within a pipeline. If we lower combinations of phases in an order that linearizes the graph, then earlier phase combinations will always be executed before later ones. Since each edge advances a pipeline, the graph is acyclic and we can construct such an order:

```

A = Pipeline(
  Phase(stride = s_A, body = 1),
  Phase(body = 2),
)
B = Pipeline(
  Phase(stride = s_B, body = 3),
  Phase(body = 4),
)
@finch(@V i ∈ start:stop (C[] += A[i] * B[i]))
||
@finch(@V i ∈ start:min(s_A, s_B, stop) (C[] += 1 * 3))
@finch(@V i ∈ max(start, s_B):min(s_A, stop) (C[] += 1 * 4))
@finch(@V i ∈ max(start, s_A):min(s_B, stop) (C[] += 2 * 3))
@finch(@V i ∈ max(start, s_A, s_B):stop (C[] += 2 * 4))
    
```

Steppers. Steppers represent an arbitrary number of child looplets. Finch first uses the stepper seek function to set each stepper’s current child to intersect with the starting index of the current target region. Finch then uses a while loop to lower steppers, with each step evaluating as large a range as possible without crossing any stepper’s child boundaries. At the beginning of the loop body, Finch computes the target region by intersecting the extent of each steppers’ current

child. Then, Finch truncates the stepper children to the computed region, producing the loop body expression of the step. Finally, Finch emits the next statements from each stepper, which are responsible for advancing the state of the child looplet to represent the next child, if necessary.

Because the while loop maintains the current starting index for the step, only the ending index is needed from each stepper. This single index is the `stride`. The `seek` function often contains a binary search, and the `next` function usually increments a variable, but they can be more general if needed:

```
A = Stepper(stride = idx[p], body = Run(val[p]), next = p += 1)
B = Stepper(stride = jdx[q], body = Run(wal[q]), next = q += 1)
p = q = 1
@finch(@V i ∈ start:stop (C[] += A[i] * B[i]))
⇓
p = q = 1
step = start
while step < stop
  stride = min(idx[p], jdx[q])
  @finch(@V i ∈ step:stride (C[] += val[p] * wal[q]))
  p += stride == idx[p]
  q += stride == idx[q]
  step = stride
end
```

Jumpers. Finch lowers jumpers similarly to steppers. Instead of using the smallest declared extent, jumpers use the largest. Whether the smallest or largest extent is chosen, it will correspond to the exact range of at least one child looplet, which can be lowered verbatim. Choosing the largest extent enables powerful optimizations. If the largest looplet is a run of zeros, multiple child looplets that it multiplies can be skipped. The body of a jumper should be able to process more than one child looplet, but usually includes a switch that specializes to the case where only a single child is needed.

As an example, a jumper over spikes usually declares the length of the current spike but, if another spike is longer, processes multiple spikes with a stepper. The jumper allows us to implement leader-follower or galloping intersections:

```
A = Jumper(stride = idx[p], body = Run(val[p]), next = p += 1)
B = Jumper(stride = jdx[q], body = Run(wal[q]), next = q += 1)
p = q = 1
@finch(@V i ∈ start:stop (C[] += A[i] * B[i]))
⇓
p = q = 1
step = start
while step < stop
  stride = max(idx[p], jdx[q])
  if stride == idx[p] && stride == jdx[q]
    @finch(@V i ∈ step:stride (C[] += val[p] * wal[q]))
    p += 1
    q += 1
  elseif stride == idx[p]
    @finch(@V i ∈ step:stride (C[] += val[p] * B[i]))
    p += 1
  elseif stride == idx[q]
    @finch(@V i ∈ step:stride (C[] += A[i] * wal[q]))
    q += 1
  end
  step = stride
end
```

Shifts. Shift looplets do not need a special compiler pass, but instead shift the declared extents of their arguments during other passes. Any looplet such as a run, scalar, or spike which results in a terminal scalar value with respect to the loop index can safely discard the shift looplet wrapper.

6.2 Choosing Lowerers

The same expression may contain several different kinds of looplets, each lowered with a corresponding compiler pass. When many different lowerers are needed, we use pairwise tiebreaking rules. If looplets contain other looplets, the outer looplet needs to be lowered before the looplets it contains. Thus, we can restrict our attention to the outermost looplets when picking a compiler pass.

A tiebreaking rule between two lowerers asserts that the winner can handle any program (or looplets) the loser could handle. Our tiebreaking rules also represent a heuristic for the order in which looplets should be lowered. Finch chooses lowering passes in the following order of descending priority:

Switch > Run > Spike > Pipeline > Jumper > Stepper > Lookup

Our reasoning is as follows: We always lower switch looplets first in order to examine their cases. We lower runs and spikes whenever we see them, to simplify expressions as early as possible. Then, we lower pipelines before the looping constructs to hoist the control flow outside of loops. We lower Jumpers before steppers to give them leader privileges. Finally, if our expression is just lookups, there's nothing left to do but emit a simple for-loop. As future work, we plan to investigate modifying the looplet lowering order by giving some looplets customizable numeric priorities.

7 Index Modifiers

Looplets enable new functionality previously unsupported by sparse array compilers. We show how the combination of few simple **index modifiers** can be combined to implement kernels like concatenation and convolution over sparse inputs. These index modifiers change the behavior of their corresponding mode by wrapping or modifying the looplets that mode would unfurl into.

As an example, consider the special windowing array `window(i, j)[k] = i+k-1` with dimension `1:j-i`. A window can be used to represent a slice of an input array. As such, `A>window(3, 5)[k]` would behave like the slice `A[3:5][k]`. We can construct a protocol for `A>window(i, j)[k]` as

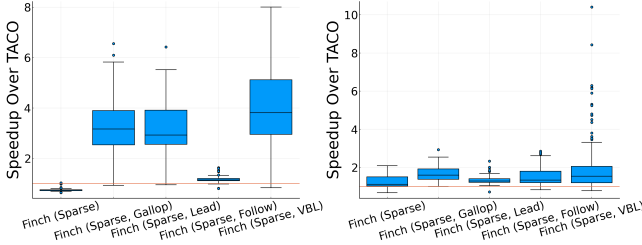
```
Shift(delta=i,body=truncate(unfurl(A), i:j))
```

Letting `offset(i)[j] = j-i` be a special array that shifts the dimension of the parent, we can construct the protocol

```
Shift(delta=i,body=unfurl(A))
```

Finally, we can also introduce a padding array, which allows out-of-bounds access. We will use the special Julia value `missing`, which is used to denote missing data and propagates. For example, we have `A[missing] = missing` and `f(x, missing) = missing`. The function `coalesce` returns it's first non-`missing` argument. When `i` is in bounds, we define `permit[i] = i`, but when `i` is out of bounds, we define `permit[i] = missing`. Our protocol for `A[permit[i]]` is

```
Pipeline(
  Phase(stride=0, Run(missing)),
  Phase(stride=length(A), body=unfurl(A)),
  Phase(Run(missing)))
```

(a) x has 10% fraction nonzero. (b) x has count of 10 nonzeros.

Figure 6. SpMSPv speedups. Nonzeros in x are randomly placed. The boxes display quartiles, and the whiskers and outliers display extrema. We tested on all members of the Harwell-Boeing collection with at least 1000 nonzeros [16]. The right plot has one VBL point above the plot area. “Finch (Sparse)” corresponds to a standard two-finger merge.

Together, these primitives greatly expand the range of functionality that the concrete index notation can express. For example, we can concatenate A and B to produce C with:

```
@V i C[i] = coalesce(A[permit[i]], B[permit[offset(size(A))[i]]])
```

Similarly, we can express one-dimensional convolution with a vector A and a length-3 filter F to produce B with:

```
@V i j B[i] += coalesce(A[permit[offset(2-i)[j]], 0] * F[permit[j]])
```

8 Evaluation

We implemented¹ Finch in Julia. All timings are the minimum of at least 10,000 runs or 5 seconds of measurement. We used a single processor of an Intel®Xeon®CPU E5-2680 v3 running at 2.50GHz with AVX2 instructions and 32KB of L1 cache. Both TACO and Finch used 32-bit integer indices.

8.1 SpMSPv

Many of the new functionalities introduced by Finch involve coiteration between two structured operands. To emphasize the effects of different coiteration strategies, we begin with a comparison between SpMSPv approaches in Figure 6. Our kernel was `@V i j y_ref[i] += A[i, j] * x[j]`. We iterate over j in the inner loop to test coiteration capabilities, repeatedly merging x with every row of A . We tested on matrices in the Harwell-Boeing collection [16]. When x was more dense (10% nonzeros), a leader protocol for A performed well, as it visited each element of A and fast-forwarded x . When x was very sparse (exactly 10 nonzeros), the follower protocol for A performed better. A galloping approach was able to adaptively combine the benefits of leading and following. Our matrices are from the scientific computing domain, and frequently contain dense blocks or bands, so we also tried the VBL format. VBL processes the index of each band, rather than the index of each element in each band. When x was very sparse, VBL led to large speedups over TACO.

¹<https://github.com/willow-ahrens/Finch.jl>

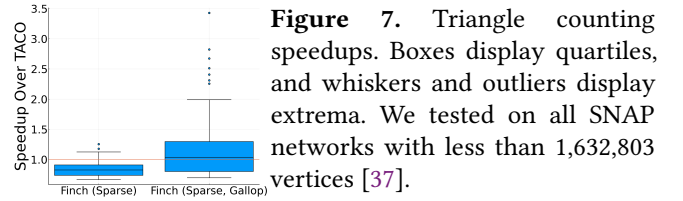


Figure 7. Triangle counting speedups. Boxes display quartiles, and whiskers and outliers display extrema. We tested on all SNAP networks with less than 1,632,803 vertices [37].

8.2 Triangle Counting

Galloping intersections can greatly accelerate the triangle counting kernel, where no loop ordering can avoid an intersection in an inner loop and operands often have unpredictable power-law sparsity distributions of nonzeros within the rows and columns. Our kernel is

```
@V i j k C[] += A[i, j] && A[j, k] && A[k, i]
```

Both TACO and Finch transpose the last argument before benchmarking the kernel. Figure 7 evaluates our naive two-finger merge and a linear galloping intersection with respect to TACO. Our galloping intersection sometimes resulted in factor of 3 speedups. Our two-finger merge is not quite as fast as TACO’s, indicating opportunities for further optimization.

8.3 Convolution

Protocols enable new sparse functionality. Figure 8 compared our sparse convolution kernel to OpenCV. Our Finch kernel for a masked 11x11 convolution was

```
@V i k j l C[i, k] += (A[i, k] != 0) * coalesce(A[permit[offset[6-i, j]],  
↪ permit[offset[6-k, l]], 0] * coalesce(F[permit[j], permit[l]], 0)
```

where we use a binary search to seek to the start of each considered window of A . The binary search allows our kernel to scale linearly with sparsity of the input. We consider zero-padded arrays, but we could express other padding schemes, such as circular padding by adding copies of A on each side of the original. Our sparse implementation begins to outperform the dense one at around 5% sparsity, and results in a 7.8x speedup at 1% sparsity.

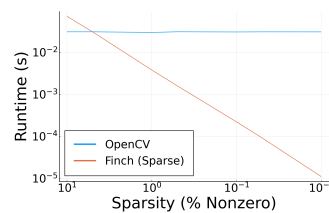


Figure 8. Dense versus sparse convolution runtime as the sparsity increases. 1000x1000 randomly sparse floating point grid with dense 11x11 floating point kernel.

8.4 Alpha Blending

Finch is competitive with frameworks that move beyond sparsity. Figure 9 compares against both OpenCV and TACO’s RLE extensions [15] for an alpha blending kernel

```
@V i j A[i, j] = round(UInt8, alpha * B[i, j] + beta * C[i, j])
```

The Omniglot dataset has 105×105 images with grayscale handwritten characters from 50 different languages [35]. The Humansketches dataset has 1111×1111 images with hand

drawn grayscale sketches [17]. Finch’s RLE format is competitive on both datasets, though there was not enough structure in Omniglot for an RLE approach to outperform OpenCV. OpenCV represents each 256-valued pixel as a single byte, and can process 32 pixels at once in an AVX register.

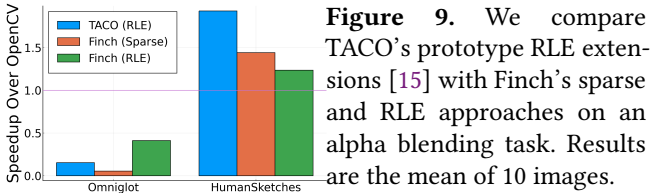


Figure 9. We compare TACO’s prototype RLE extensions [15] with Finch’s sparse and RLE approaches on an alpha blending task. Results are the mean of 10 images.

8.5 All-Pairs Image Similarity

Finch enables unique optimizations. Figure 10 considers the effectiveness of different strategies on an all-pairs image similarity kernel. We consider only pairwise comparisons, rather than batch approaches, to focus on coiteration and maintain relevance to k-means clustering methods. The kernel is

```
@V k ij R[k] += A[k, ij]^2
@V k l ((O[k,l] = sqrt(R[k] + R[l] - 2 * o[l])) where (@Loop ij o[l] += A[k, ij]
→ * A[l, ij]))
```

Where A contains linearized images in each row. The MNIST and EMNIST datasets contains 28×28 images of handwritten digits and letters [13, 36]. Results compute distances between 256 images. Finch’s VBL format can take advantage of the white background and clustered nonzeros in most of these images. However, the Omniglot dataset has noisier backgrounds which are better captured by run-length-encoding. Additionally, when both accesses to A contain a run, we can apply the last rule of Figure 5 to sum the whole run at once. As with alpha blending, the images were not sparse enough for these approaches to beat vectorized OpenCV. Future work might investigate whether quantization induces more structure, or whether our approach can produce vectorized code.

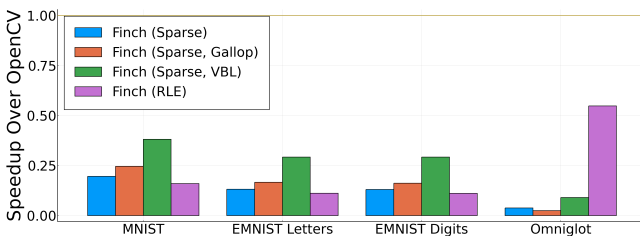


Figure 10. Speedups on all pairs image similarity.

9 Related Work

Dense array frameworks like NumPy [20], BLAS [11], and APL [25] greatly influenced subsequent language design.

The Halide compiler popularized array optimization through the use of scheduling commands, or semantics-preserving

program transformations [38, 45, 46]. Implementing a scheduling language in Finch is future work.

Array compilers that support irregular sparsity include TACO [28, 29], MT1 [7, 9, 10], MLIR [8], COMET [54], Etch [34], SIPR [44], Tiramisu [5] and CHILL-I/E [51].

Some approaches specialize for particular sparsity patterns. The OSKI library [56] includes specializations for block sparsity, and the BLAS for triangular matrices. TACO supports fixed-size blocks and bands [12]. TESA specializes for bitmap or quantized sparsity [60], CORA for ragged arrays [18], and FIDIL or TAICHI for spatial decompositions [22, 24]. SparseTIR combines multiple formats [58]. Zhao et al. support coiteration for conjunctive * leader-follower loops over a wide variety of formats, but do not support disjunction + or mutual lookahead (galloping) coiterations [59].

Most sparse frameworks support only numeric types and the + or * operators, but TACO [21], GraphBLAS [14, 26, 40], and Cyclops [49] support arbitrary element types and operators, making them more productive programming models.

Previously mentioned sparse compilers consider sparse arrays as a set of nonzeros to be processed, precluding other compression-based optimizations. Compilers like StreamIt [53] and an extension to TACO [15] support direct computation on losslessly compressed datasets. The BLAS and Cyclops framework both optimize for dense symmetry [11, 50].

Many approaches model sparse computation with database queries, including the Bernoulli compiler [31–33] and a TACO autoscheduler [3]. Run-length encoding is a popular format for column stores [41]. Queries can be modeled and optimized as iterators [42].

In functional programming, stream fusion is a related technique which can fuse lazily constructed streams [27, 39].

Several sparse compilers have been extended to better adapt computation to multicore, GPU, or distributed architectures [5, 47, 49, 57]. Hsu et al. investigate sparse compilation for spatial-dataflow accelerators [23]. Future work includes targeting new architectures with Looplets.

10 Conclusion

Historically, specializations for the array structures in different fields have been handled separately. For example, scientific computing explored block sparsity, image processing explored compression techniques, and databases explored worst-case optimal joins. Our work takes a step towards unifying these techniques across disciplines, providing opportunities to transfer optimizations and better specialize to data with heterogeneous structures.

Acknowledgments

This work was supported by NSF Grant IIP-2044424 and the Applications Driving Architectures (ADA) Center, a JUMP Center cosponsored by SRC and DARPA.

A Finch CGO 2023 Artifact

A.0.1 Abstract. This artifact has two scripts that build and run all of the experiments described in the paper. We require an x86 host, and runs Debian bullseye. The artifact is implemented as a Julia package `Finch.jl` that implements the looplets described in the paper, and a set of benchmark scripts to run the benchmarks described in the paper. The specific runtimes measured depend on the host computer, however we expect the relative performance between Finch, TACO and OpenCV to roughly match the results presented in the paper.

A.0.2 Artifact check-list (meta-information).

- **Operating System:** We tested on Ubuntu 18 and MacOS 12.5, but we expect it to work on most modern mac or Linux distributions.
- **Compilation:** This artifact compares to two versions of TACO which are included as source code and built. Additionally, we build OpenCV and several wrapper scripts to call `taco`.
- **Data set:** We use matrices from the Harwell-Boeing collection, graphs from the SNAP network dataset collection, and several image datasets, MNIST, EMNIST, Omniglot, and Humansketches (these are automatically downloaded).
- **Software:** The artifact requires CMake (we used 3.10), `gcc/g++` (we used 7.5), Python (we used 2.7/3.9), and `git` (we used 2.17). We used Julia 1.8.2 (which is automatically downloaded). We have several Julia dependencies whose exact versions are recorded in the `Manifest.toml` file (these are also automatically downloaded).
- **Hardware:** The artifact requires x86 processor.
- **Execution:** The experiments should be ran single threaded pinned to a single socket. Turbo Boost was turned off to avoid thermal throttling. The experiments from the paper take 2 hours in total.
- **Metrics:** Execution time is reported. All timings are the minimum of at least 10,000 runs or 5 seconds of measurement.
- **Output:** The output is long format data including the execution time stored in JSON files. We also provide scripts to plot the data in the same format as the paper.
- **How much disk space required (approximately)?** 4GB
- **Publicly available?:** Yes
- **Code licenses (if publicly available?):** The code has been released under the MIT license.
- **Archived?:** After evaluation, we plan to distribute our repository on Zenodo. All of the datasets we used are publicly accessible with considerations for access in perpetuity.

A.1 How Delivered

Our artifact is distributed by a direct download [4] or by cloning the repository from [GitHub](#). using the following command:

```
git clone -b cgo23-artifact https://github.com/willow-ahrens/FinchBenchmarks.git
```

Notice that we use the `cgo23-artifact` branch of the repository.

A.2 Installation

1. First install CMake, `gcc`, `g++`, Python, Python3, and `git`. Results were originally collected using `gcc 7.5.0`, however a more modern version should work. The `gcc` compiler only affects TACO and OpenCV, not Finch.
2. Run the `build.sh` script to download Julia 1.8.2 and build OpenCV and TACO (this uses the included Makefile).

A.3 Experiment Workflow

There are five experiments described in the paper in sections 9.1 through 9.5, with associated scripts to collect and analyze results. You can run all these commands with the `run.sh` script. This script runs all of the experiments and generates the graphs shown in the paper. Running the data collection scripts automatically downloads the appropriate datasets.

The experiments are named as follows: - `all_pairs` (for all-pairs image similarity) - `alpha` (for alpha blending) - `conv` (for sparse convolution) - `smpspv` (for sparse matrix sparse vector multiply) - `triangle` (for triangle counting)

Each experiment has several associated scripts that are all prefixed by it's name. We use `alpha` as an example.

`alpha.jl` is a Julia script that runs the experiments. It can be invoked as

```
julia --project=. alpha.jl RESULT_FILE
```

where `RESULT_FILE` is the name of the JSON output in long format.

`alpha.sh` is a bash script that runs `alpha.jl` after setting appropriate environment variables to keep dataset and julia package downloads inside the toplevel directory. This script produces `alpha_results.json`, the results.

`alpha_plot.jl` is a julia script that reads the results file and generates plots. It can be invoked as

```
julia --project=. alpha_plot.jl RESULT_FILE PLOT_FILE
```

where `PLOT_FILE` is the name of the output plot (with a `.png` extension).

`alpha_plot.sh` is a bash script that runs `alpha.jl` after setting similar appropriate environment variables. This script produces `alpha_plot.png`, the plot of the results you just collected.

`alpha_results_reference.json` contains the results we used to generate the plots for the paper. You can point the plotting scripts at this file to reproduce the results in the

paper exactly (you could also just look at the plots in the paper).

There are separate binaries for the OpenCV and TACO experiments, which are called from the Julia files with the appropriate environment variables set.

A.3.1 Short Lists. To save time, `spmspv.jl` and `triangle.jl` run a subset of results in the paper consisting of the 5 smallest and 5 best performing datasets. To run the full versions, pass `long` as an additional final argument to these scripts.

A.4 Evaluation and Expected Result

Running the artifact as described above produces the raw execution timing, and the relative performance plotted in graphs which match the paper. You can verify that each experiment matches its corresponding figure in the paper. We also include reference results which were used to generate the figures in the paper.

A.5 Experiment Customization

It is possible to customize the benchmark scripts to use additional datasets. The matrices used in `SpMSpV` and `Triangle` counting are downloaded using the `MatrixDepot` Julia package. The main functions of these scripts can be modified to use a different list of matrix names recognized by `MatrixDepot`.

`Finch` uses the `RewriteTools` package to express rewrite rules, which can be added to enable simplifications on user-defined types. `RewriteTools` is an adaptation of the `SymbolicUtils` package [19].

The `alpha.jl` and `all_pairs.jl` datasets use images downloaded using the `TensorDepot` Julia package. Other datasets included in this package can be used, as long as they are a 3-tensor with the first index used as the index of the image, and the next two indices represent the rows and column of the image. The `permutedims` function can be used to permute the dimensions if they do not match. Other datasets can be added to `TensorDepot` for easy integration into the test harness, or they can be downloaded directly.

`Finch` can also be used as a standalone sparse tensor compiler. More details and documentation is available at <https://github.com/willow-ahrens/Finch.jl>. Very briefly, any `@finch` macro expression in the benchmark suite is calling the `Finch` compiler and using `Looplets` to compile sparse kernels. The `@fiber` macro sets up level formats with the abbreviations of `d` for a dense level, `s1` for a sparse list of nonzeros, `sv` for a VBL level, and `r1` for an RLE level.

References

- [1] 2022. TIFF, Revision 6.0. <https://www.loc.gov/preservation/digital/formats/fdd/fdd000022.shtml>
- [2] Martin Abadi, Paul Barham, Jianmin Chen, Zhifeng Chen, Andy Davis, Jeffrey Dean, Matthieu Devin, Sanjay Ghemawat, Geoffrey Irving, Michael Isard, Manjunath Kudlur, Josh Levenberg, Rajat Monga, Sherry Moore, Derek G. Murray, Benoit Steiner, Paul Tucker, Vijay Vasudevan, Pete Warden, Martin Wicke, Yuan Yu, and Xiaoqiang Zheng. 2016. TensorFlow: A system for large-scale machine learning. In *12th USENIX Symposium on Operating Systems Design and Implementation (OSDI 16)*. 265–283. <https://www.usenix.org/system/files/conference/osdi16/osdi16-abadi.pdf>
- [3] Peter Ahrens, Fredrik Kjolstad, and Saman Amarasinghe. 2022. Autoscheduling for sparse tensor algebra with an asymptotic cost model. In *Proceedings of the 43rd ACM SIGPLAN International Conference on Programming Language Design and Implementation (PLDI 2022)*. Association for Computing Machinery, New York, NY, USA, 269–285. <https://doi.org/10.1145/3519939.3523442>
- [4] Willow Ahrens, Daniel Donenfeld, Fredrik Kjolstad, and Saman Amarasinghe. 2023. Looplets: A Language For Structured Coiteration (The Artifact). <https://doi.org/10.5281/zenodo.7499790> Language: eng.
- [5] Riyadh Baghdadi, Jessica Ray, Malek Ben Romdhane, Emanuele Del Sozzo, Abdurrahman Akkas, Yunming Zhang, Patricia Suriana, Shoaib Kamil, and Saman Amarasinghe. 2019. Tiramisu: a polyhedral compiler for expressing fast and portable code. In *Proceedings of the 2019 IEEE/ACM International Symposium on Code Generation and Optimization (CGO 2019)*. IEEE Press, Washington, DC, USA, 193–205.
- [6] Jérémy Barbay, Alejandro López-Ortiz, Tyler Lu, and Alejandro Salinger. 2010. An experimental investigation of set intersection algorithms for text searching. *ACM Journal of Experimental Algorithms* 14 (Jan. 2010), 7:3.7–7:3.24. <https://doi.org/10.1145/1498698.1564507>
- [7] Aart J. C. Bik. 1996. *Compiler Support for Sparse Matrix Computations*. Ph. D. Dissertation. LIACS, Leiden University. <https://theses.liacs.nl/1315>
- [8] Aart J. C. Bik, Penporn Koanantakool, Tatiana Shpeisman, Nicolas Vasilache, Bixia Zheng, and Fredrik Kjolstad. 2022. Compiler Support for Sparse Tensor Computations in MLIR. *arXiv:2202.04305 [cs]* (Feb. 2022). <http://arxiv.org/abs/2202.04305> arXiv: 2202.04305.
- [9] Aart J. C. Bik and Harry A. G. Wijshoff. 1993. Compilation techniques for sparse matrix computations. In *Proceedings of the 7th international conference on Supercomputing (ICS '93)*. Association for Computing Machinery, New York, NY, USA, 416–424. <https://doi.org/10.1145/165939.166023>
- [10] Aart J. C. Bik and Harry A. G. Wijshoff. 1994. On automatic data structure selection and code generation for sparse computations. In *Languages and Compilers for Parallel Computing (Lecture Notes in Computer Science)*, Utpal Banerjee, David Gelernter, Alex Nicolau, and David Padua (Eds.). Springer, Berlin, Heidelberg, 57–75. https://doi.org/10.1007/3-540-57659-2_4
- [11] L Susan Blackford, Antoine Petit, Roldan Pozo, Karin Remington, R Clint Whaley, James Demmel, Jack Dongarra, Iain Duff, Sven Hammarling, Greg Henry, and others. 2002. An updated set of basic linear algebra subprograms (BLAS). *ACM Trans. Math. Software* 28, 2 (2002), 135–151. <https://doi.org/10.1145/567806.567807>
- [12] Stephen Chou, Fredrik Kjolstad, and Saman Amarasinghe. 2018. Format abstraction for sparse tensor algebra compilers. *Proceedings of the ACM on Programming Languages* 2, OOPSLA (Oct. 2018), 123:1–123:30. <https://doi.org/10.1145/3276493>
- [13] Gregory Cohen, Saeed Afshar, Jonathan Tapson, and André van Schaik. 2017. EMNIST: an extension of MNIST to handwritten letters. <https://doi.org/10.48550/arXiv.1702.05373> arXiv:1702.05373 [cs].
- [14] Timothy A. Davis. 2019. Algorithm 1000: SuiteSparse:GraphBLAS: Graph Algorithms in the Language of Sparse Linear Algebra. *ACM Trans. Math. Software* 45, 4 (Dec. 2019), 44:1–44:25. <https://doi.org/10.1145/3322125>
- [15] Daniel Donenfeld, Stephen Chou, and Saman Amarasinghe. 2022. Unified Compilation for Lossless Compression and Sparse Computing. In *2022 IEEE/ACM International Symposium on Code Generation and Optimization (CGO)*. 205–216. <https://doi.org/10.1109/CGO53902.2022.9741282>

- [16] I. S. Duff, Roger G. Grimes, and John G. Lewis. 1989. Sparse matrix test problems. *ACM Trans. Math. Software* 15, 1 (March 1989), 1–14. <https://doi.org/10.1145/62038.62043>
- [17] Mathias Eitz, James Hays, and Marc Alexa. 2012. How do humans sketch objects? *ACM Transactions on Graphics* 31, 4 (July 2012), 44:1–44:10. <https://doi.org/10.1145/2185520.2185540>
- [18] Pratik Fegade, Tianqi Chen, Phillip B. Gibbons, and Todd C. Mowry. 2021. The CoRa Tensor Compiler: Compilation for Ragged Tensors with Minimal Padding. *arXiv:2110.10221 [cs]* (Oct. 2021). <http://arxiv.org/abs/2110.10221> arXiv: 2110.10221.
- [19] Shashi Gowda, Yingbo Ma, Alessandro Cheli, Maja Gwóźdz, Viral B. Shah, Alan Edelman, and Christopher Rackauckas. 2022. High-performance symbolic-numeric via multiple dispatch. *ACM Communications in Computer Algebra* 55, 3 (Jan. 2022), 92–96. <https://doi.org/10.1145/3511528.3511535>
- [20] Charles R. Harris, K. Jarrod Millman, Stéfan J. van der Walt, Ralf Gommers, Pauli Virtanen, David Cournapeau, Eric Wieser, Julian Taylor, Sebastian Berg, Nathaniel J. Smith, Robert Kern, Matti Picus, Stephan Hoyer, Marten H. van Kerkwijk, Matthew Brett, Allan Hal-dane, Jaime Fernández del Río, Mark Wiebe, Pearu Peterson, Pierre Gérard-Marchant, Kevin Sheppard, Tyler Reddy, Warren Weckesser, Hameer Abbasi, Christoph Gohlke, and Travis E. Oliphant. 2020. Array programming with NumPy. *Nature* 585, 7825 (Sept. 2020), 357–362. <https://doi.org/10.1038/s41586-020-2649-2> Number: 7825 Publisher: Nature Publishing Group.
- [21] Rawn Henry, Olivia Hsu, Rohan Yadav, Stephen Chou, Kunle Olukotun, Saman Amarasinghe, and Fredrik Kjolstad. 2021. Compilation of sparse array programming models. *Proceedings of the ACM on Programming Languages* 5, OOPSLA (Oct. 2021), 128:1–128:29. <https://doi.org/10.1145/3485505>
- [22] Paul N. Hilfinger and Philip Colella. 1989. 5. FIDIL: A Language for Scientific Programming. In *Symbolic Computation*, Robert Grossman (Ed.). Society for Industrial and Applied Mathematics, 97–138. <https://doi.org/10.1137/1.9781611971033.ch5>
- [23] Olivia Hsu, Maxwell Strange, Jaeyeon Won, Ritvik Sharma, Kunle Olukotun, Joel Emer, Mark Horowitz, and Fredrik Kjolstad. 2022. The Sparse Abstract Machine. <https://doi.org/10.48550/arXiv.2208.14610> arXiv:2208.14610 [cs].
- [24] Yuanming Hu, Tzu-Mao Li, Luke Anderson, Jonathan Ragan-Kelley, and Frédo Durand. 2019. Taichi: a language for high-performance computation on spatially sparse data structures. *ACM Transactions on Graphics* 38, 6 (Nov. 2019), 201:1–201:16. <https://doi.org/10.1145/3355089.3356506>
- [25] Kenneth E. Iverson. 1962. *A programming language*. John Wiley & Sons, Inc., USA.
- [26] Jeremy Kepner, Peter Aaltonen, David Bader, Aydin Buluç, Franz Franchetti, John Gilbert, Dylan Hutchison, Manoj Kumar, Andrew Lumsdaine, Henning Meyerhenke, Scott McMillan, Carl Yang, John D. Owens, Marcin Zalewski, Timothy Mattson, and Jose Moreira. 2016. Mathematical foundations of the GraphBLAS. In *2016 IEEE High Performance Extreme Computing Conference (HPEC)*. 1–9. <https://doi.org/10.1109/HPEC.2016.7761646>
- [27] Oleg Kiselyov, Aggelos Biboudis, Nick Palladinos, and Yannis Smaragdakis. 2017. Stream fusion, to completeness. *ACM SIGPLAN Notices* 52, 1 (Jan. 2017), 285–299. <https://doi.org/10.1145/3093333.3009880>
- [28] Fredrik Kjolstad, Peter Ahrens, Shoaib Kamil, and Saman Amarasinghe. 2019. Tensor Algebra Compilation with Workspaces. In *2019 IEEE/ACM International Symposium on Code Generation and Optimization (CGO)*. 180–192. <https://doi.org/10.1109/CGO.2019.8661185>
- [29] Fredrik Kjolstad, Shoaib Kamil, Stephen Chou, David Lugato, and Saman Amarasinghe. 2017. The Tensor Algebra Compiler. *Proc. ACM Program. Lang.* 1, OOPSLA (Oct. 2017), 77:1–77:29. <https://doi.org/10.1145/3133901>
- [30] Fredrik Berg Kjolstad. 2020. *Sparse tensor algebra compilation*. Thesis. Massachusetts Institute of Technology. <https://dspace.mit.edu/handle/1721.1/128314> Accepted: 2020-11-03T20:30:04Z ISBN: 9781201259824.
- [31] Vladimir Kotlyar. 1999. *Relational Algebraic Techniques for the Synthesis of Sparse Matrix Programs*. PhD Thesis. Cornell. 00000.
- [32] Vladimir Kotlyar, Keshav Pingali, and Paul Stodghill. 1997. *Compiling parallel sparse code for user-defined data structures*. Technical Report. Cornell. 00000.
- [33] Vladimir Kotlyar, Keshav Pingali, and Paul Stodghill. 1997. A relational approach to the compilation of sparse matrix programs. In *Euro-Par'97 Parallel Processing (Lecture Notes in Computer Science)*, Christian Lengauer, Martin Griebel, and Sergei Gorlatch (Eds.). Springer, Berlin, Heidelberg, 318–327. <https://doi.org/10.1007/BFb0002751>
- [34] Scott Kovach and Fredrik Kjolstad. 2022. Correct Compilation of Semiring Contractions. <http://arxiv.org/abs/2207.13291> arXiv:2207.13291 [cs].
- [35] Brenden M. Lake, Ruslan Salakhutdinov, and Joshua B. Tenenbaum. 2015. Human-level concept learning through probabilistic program induction. *Science* 350, 6266 (Dec. 2015), 1332–1338. <https://doi.org/10.1126/science.aab3050> Publisher: American Association for the Advancement of Science.
- [36] Y. Lecun, L. Bottou, Y. Bengio, and P. Haffner. 1998. Gradient-based learning applied to document recognition. *Proc. IEEE* 86, 11 (Nov. 1998), 2278–2324. <https://doi.org/10.1109/5.726791> Conference Name: Proceedings of the IEEE.
- [37] Jure Leskovec and Andrej Krevl. 2014. SNAP Datasets: Stanford Large Network Dataset Collection. <http://snap.stanford.edu/data>
- [38] Amanda Liu, Gilbert Louis Bernstein, Adam Chlipala, and Jonathan Ragan-Kelley. 2022. Verified tensor-program optimization via high-level scheduling rewrites. *Proceedings of the ACM on Programming Languages* 6, POPL (Jan. 2022), 55:1–55:28. <https://doi.org/10.1145/3498717>
- [39] Geoffrey Mainland, Roman Leshchinskiy, and Simon Peyton Jones. 2017. Exploiting vector instructions with generalized stream fusion. *Commun. ACM* 60, 5 (April 2017), 83–91. <https://doi.org/10.1145/3060597>
- [40] Tim Mattson, David Bader, Jon Berry, Aydin Buluç, Jack Dongarra, Christos Faloutsos, John Feo, John Gilbert, Joseph Gonzalez, Bruce Hendrickson, Jeremy Kepner, Charles Leiserson, Andrew Lumsdaine, David Padua, Stephen Poole, Steve Reinhardt, Mike Stonebraker, Steve Wallach, and Andrew Yoo. 2013. Standards for graph algorithm primitives. In *2013 IEEE High Performance Extreme Computing Conference (HPEC)*. 1–2. <https://doi.org/10.1109/HPEC.2013.6670338>
- [41] Abhijeet Mohapatra and Michael Genesereth. 2012. Incrementally maintaining run-length encoded attributes in column stores. In *Proceedings of the 16th International Database Engineering & Applications Symposium (IDEAS '12)*. Association for Computing Machinery, New York, NY, USA, 146–154. <https://doi.org/10.1145/2351476.2351493>
- [42] Thomas Neumann. 2011. Efficiently compiling efficient query plans for modern hardware. *Proceedings of the VLDB Endowment* 4, 9 (June 2011), 539–550. <https://doi.org/10.14778/2002938.2002940>
- [43] Hung Q. Ngo, Ely Porat, Christopher Ré, and Atri Rudra. 2018. Worst-case Optimal Join Algorithms. *J. ACM* 65, 3 (March 2018), 16:1–16:40. <https://doi.org/10.1145/3180143>
- [44] William Pugh and Tatiana Shpeisman. 1999. SIPR: A New Framework for Generating Efficient Code for Sparse Matrix Computations. In *Languages and Compilers for Parallel Computing (Lecture Notes in Computer Science)*, Siddhartha Chatterjee, Jan F. Prins, Larry Carter, Jeanne Ferrante, Zhiyuan Li, David Sehr, and Pen-Chung Yew (Eds.). Springer, Berlin, Heidelberg, 213–229. https://doi.org/10.1007/3-540-48319-5_14
- [45] Jonathan Ragan-Kelley, Andrew Adams, Sylvain Paris, Marc Levoy, Saman Amarasinghe, and Frédo Durand. 2012. Decoupling algorithms from schedules for easy optimization of image processing pipelines.

- ACM Transactions on Graphics* 31, 4 (July 2012), 32:1–32:12. <https://doi.org/10.1145/2185520.2185528>
- [46] Jonathan Ragan-Kelley, Connelly Barnes, Andrew Adams, Sylvain Paris, Frédo Durand, and Saman Amarasinghe. 2013. Halide: a language and compiler for optimizing parallelism, locality, and recomputation in image processing pipelines. In *Proceedings of the 34th ACM SIGPLAN Conference on Programming Language Design and Implementation (PLDI '13)*. Association for Computing Machinery, New York, NY, USA, 519–530. <https://doi.org/10.1145/2491956.2462176>
- [47] Ryan Senanayake, Changwan Hong, Ziheng Wang, Amalee Wilson, Stephen Chou, Shoaib Kamil, Saman Amarasinghe, and Fredrik Kjolstad. 2020. A sparse iteration space transformation framework for sparse tensor algebra. *Proceedings of the ACM on Programming Languages* 4, OOPSLA (Nov. 2020), 158:1–158:30. <https://doi.org/10.1145/3428226>
- [48] Jessica Shi, Stephen Chou, Fredrik Kjolstad, and Saman Amarasinghe. 2021. An Attempt to Generate Code for Symmetric Tensor Computations. <https://doi.org/10.48550/arXiv.2110.00186> arXiv:2110.00186 [cs].
- [49] Edgar Solomonik and Torsten Hoefer. 2015. Sparse Tensor Algebra as a Parallel Programming Model. *arXiv:1512.00066 [cs]* (Nov. 2015). <http://arxiv.org/abs/1512.00066> arXiv: 1512.00066.
- [50] Edgar Solomonik, Devin Matthews, Jeff R. Hammond, John F. Stanton, and James Demmel. 2014. A massively parallel tensor contraction framework for coupled-cluster computations. *J. Parallel and Distrib. Comput.* 74, 12 (Dec. 2014), 3176–3190. <https://doi.org/10.1016/j.jpdc.2014.06.002>
- [51] Michelle Mills Strout, Mary Hall, and Catherine Olschanowsky. 2018. The Sparse Polyhedral Framework: Composing Compiler-Generated Inspector-Executor Code. *Proc. IEEE* 106, 11 (Nov. 2018), 1921–1934. <https://doi.org/10.1109/JPROC.2018.2857721> Conference Name: Proceedings of the IEEE.
- [52] Vivienne Sze, Yu-Hsin Chen, Tien-Ju Yang, and Joel S. Emer. 2020. Efficient Processing of Deep Neural Networks. *Synthesis Lectures on Computer Architecture* 15, 2 (June 2020), 1–341. <https://doi.org/10.2200/S01004ED1V01Y202004CAC050> Publisher: Morgan & Claypool Publishers.
- [53] William Thies, Steven Hall, and Saman Amarasinghe. 2009. Manipulating lossless video in the compressed domain. In *Proceedings of the 17th ACM international conference on Multimedia (MM '09)*. Association for Computing Machinery, New York, NY, USA, 331–340. <https://doi.org/10.1145/1631272.1631319>
- [54] Ruiqin Tian, Luanzheng Guo, Jiajia Li, Bin Ren, and Gokcen Kestor. 2021. A High-Performance Sparse Tensor Algebra Compiler in Multi-Level IR. *arXiv:2102.05187 [cs]* (Feb. 2021). <http://arxiv.org/abs/2102.05187> arXiv: 2102.05187.
- [55] Todd Veldhuizen. 2014. Triejoin: A Simple, Worst-Case Optimal Join Algorithm. <https://doi.org/10.5441/002/ICDT.2014.13> Type: dataset.
- [56] Richard Vuduc, James W. Demmel, and Katherine A. Yelick. 2005. OSKI: A library of automatically tuned sparse matrix kernels. *Journal of Physics: Conference Series* 16 (Jan. 2005), 521–530. <https://doi.org/10.1088/1742-6596/16/1/071> Publisher: IOP Publishing.
- [57] Rohan Yadav, Alex Aiken, and Fredrik Kjolstad. 2022. DISTAL: the distributed tensor algebra compiler. In *Proceedings of the 43rd ACM SIGPLAN International Conference on Programming Language Design and Implementation (PLDI 2022)*. Association for Computing Machinery, New York, NY, USA, 286–300. <https://doi.org/10.1145/3519939.3523437>
- [58] Zihao Ye, Ruihang Lai, Junru Shao, Tianqi Chen, and Luis Ceze. 2022. SparseTIR: Composable Abstractions for Sparse Compilation in Deep Learning. <https://doi.org/10.48550/arXiv.2207.04606> arXiv:2207.04606 [cs].
- [59] Tuowen Zhao, Tobi Popoola, Mary Hall, Catherine Olschanowsky, and Michelle Mills Strout. 2022. Polyhedral Specification and Code Generation of Sparse Tensor Contraction with Co-Iteration. <https://doi.org/10.48550/arXiv.2208.11858> arXiv:2208.11858 [cs].
- [60] Ningxin Zheng, Bin Lin, Quanlu Zhang, Lingxiao Ma, Yuqing Yang, Fan Yang, Yang Wang, Mao Yang, and Lidong Zhou. 2022. SparTA: Deep Learning Model Sparsity via Tensor with Sparsity Attribute. (2022), 21.

Received 2022-09-02; accepted 2022-11-07